



District Report Card: 2017


State: Nagaland	District: Tuensang
Class: 5	Subject: Language
Schools: 52	Students: 845


Participation/Coverage


Students

 GENDER	Boys		Girls	
	Number	%	Number	%
	373	44.14	472	55.86

 AREA	Rural		Urban	
	Number	%	Number	%
	626	74.08	219	25.92

 CATEGORY	SC		ST		OBC		GEN	
	Number	%	Number	%	Number	%	Number	%
	0	0.00	845	100.00	0	0.00	0	0.00

 CWSN	LD	VI	HI	S&LD	ID	Oth
	0	0	0	0	0	0

 Management	Government		Government-aided	
	Number	%	Number	%
	845	100.00	0	0.00

Average Performance of Students in Language (%)

Overall	Gender		Area		Management		Social Group			
	Male	Female	Rural	Urban	Govt.	Aided	SC	ST	OBC	GEN
55.77	53.48	57.58	56.10	54.82	55.77	0.00	0.00	55.77	0.00	0.00

Performance on Learning Outcomes (LOs)

Learning Outcomes	Description	Average Performance(%)
L504	Reads and comprehends independently storybooks, news items/ headlines, advertisements etc.	52.59
L508	Reads text with comprehension, locates details and sequence of events	57.36

Range of Performance of Students who Answered Correctly							
Below 30%		30% - 50%		50% - 75%		Above 75%	
Number	%	Number	%	Number	%	Number	%
109	12.90	224	26.51	349	41.30	163	19.29

Lowest Performing Learning Outcomes (LOs)

- 1 - Reads and comprehends independently storybooks, news items/ headlines, advertisements etc. (52.59)
- 2 - Reads text with comprehension, locates details and sequence of events (57.36)